


Create a swimming pool for Rabbit



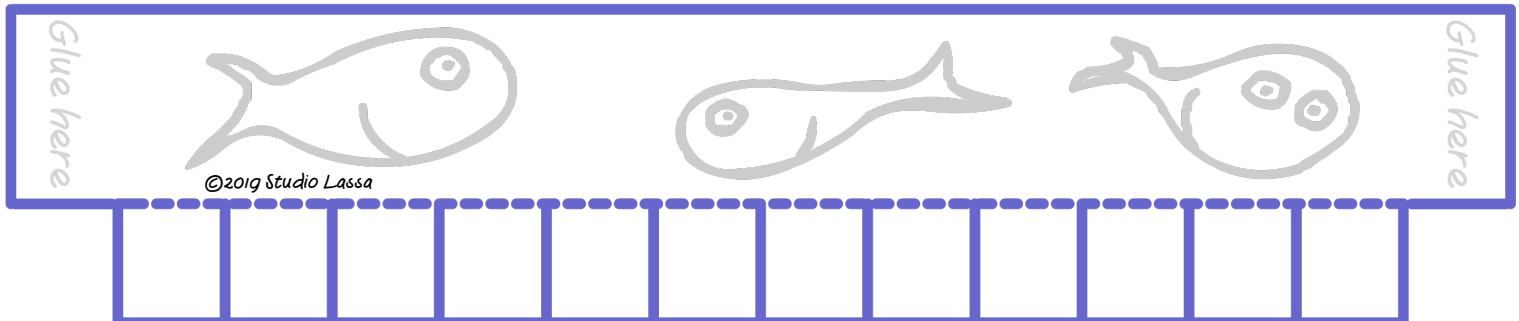
www.lassa.nl

This is how you create the pool:

- Cut off the 2 strips for the edge. Fold the strips outwards.
- Stick the strips together on 1 side. Cut in up to the fold.
- Stick the strip on the other side.
- Put the bottom of the pool in the raised edge and glue it.


Cut → —————

Fold → - - - - -



Lassa!

Apps, crafts and a lot more for
people age 2 and over!



See www.lassa.nl

©2019 E.S. Plomp - Studio Lassa

All rights reserved